



Make sure your name and address are written here.

Age: _____

Date of birth: _____

Name: _____

Address: _____

Parents signature: _____

Please read the explanation on the back page.

Level 3 Bible Lessons


bibletime

LESSON 1: The Bible

What is the Bible?

The Bible is a library, a large collection of books divided into two parts, the Old Testament and the New Testament.

**STARTER
LESSON**



Q: Count the Books.

books in the Old Testament. books in the New Testament /2

The books of the Bible were written over a period of about 1,500 years by many different people. Some of the books are history or poetry, others contain God's laws and some tell the story of Jesus.

Q: Unscramble the letters to find the names of the Bible books.

LASSPM - A book of poetry RAZE - A history book

SITUT - A letter KULE - A Gospel /4

level 3

Q: Answer TRUE or FALSE to the following sentences.

Luke is in the New Testament.

Romans is in the Old Testament.

Psalms is in the New Testament.

Genesis is in the Old Testament.

Revelation is in the Old Testament.

Ezra is in the Old Testament.

/ 6

Most of the Bible books are divided into chapters and verses.

If you look in the Gospel of Luke chapter 1 you will see that it is divided into 80 parts which we call verses. The chapters and verses make it easy to find any place in the Gospel of Luke very quickly.

LUKE | 2: | 11

Book Chapter Verse

Q: Look up these verses in the Gospel of Luke. Then write them out.

Luke 2: 11

Luke 9: 20

Luke 19: 10

/ 9

Now you can find your way around a Bible book you are ready to start on your first Bible lesson. As you do, remember that the Luke's Gospel is part of God's book. We sometimes call it His Word because as we read it, God teaches us about Himself and what the Lord Jesus Christ has done for us.

TOTAL:



READ:
Luke 6: 46-49



KEY VERSE:
Luke 6: 46

LESSON 2: The Wise and Foolish Builders

Building your life on a firm foundation.

In each lesson there is a Key Verse. This verse sums up the main point of the lesson.

Q: Write out the Key Verse for this lesson.

/3

The Lord Jesus told the disciples a story about two builders. No, doubt, the houses they built were both wonderful from the outside but the master plan for each house was different. One man built his house on rock. The other man built his on sand.

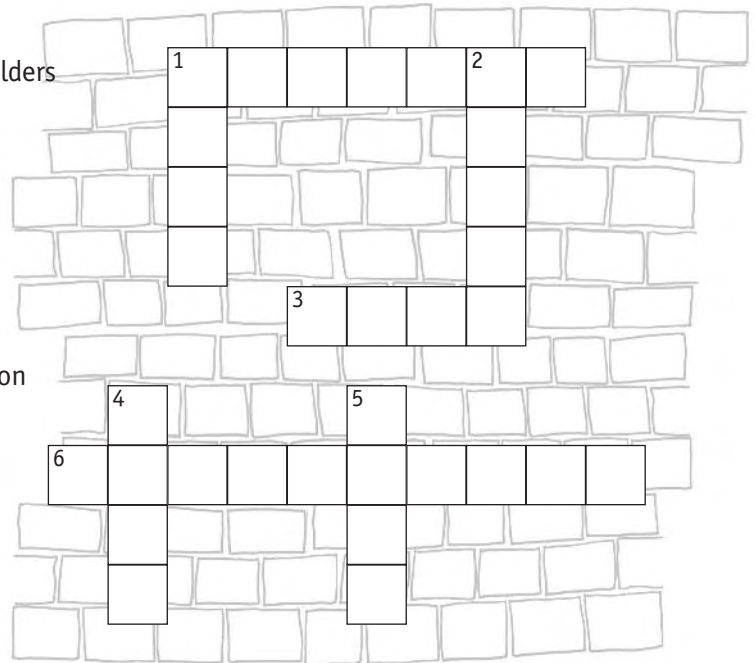
Q: Use the Bible passage and this lesson to answer the questions. Use the answers to the questions to complete the crossword.

Across

1. This word describes one of the builders in the lesson.
3. The other kind of builder.
6. Every house needs this. (verse 49)

Down

1. The house without a firm foundation did this.
2. The flood did not _____ the house on the rock. (verse 48)
4. This makes a firm foundation.
5. This makes a weak foundation.



/7

The Lord Jesus told this story because He wanted us to know that we are all builders. We are building up our lives. The materials we use are our thoughts, words and actions. To be good builders we must build on a firm, solid foundation.

The Lord Jesus, and what He says is the solid foundation. If we listen to the Lord Jesus and obey Him, we are like the wise builder, but if we hear His words and don't put them into practice, we are like the foolish builder.

Level 3

Are you a follower of the Lord Jesus? The Lord Jesus wants to be your Friend if you'll let Him. He will help you to obey Him. The Lord Jesus helps us to understand what to do as we read the Bible. We need to read it and make sure we do what it says.

Q: Sort out these words to show what sort of person, in each story, the builder might have been. Write each word in the house which best suits it.

UNSELFISH

DISOBEDIENT

FOOLISH

HONEST

CAREFUL

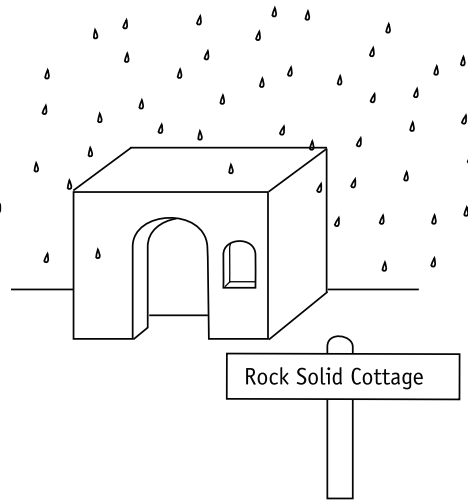
OBEDIENT

WISE

CARELESS

SELFISH

DISHONEST



/ 10

To be like the wise builder we must build our lives on a firm foundation, by obeying the Lord Jesus Christ.

Marks (to be entered by leader)

LESSON 1: _____

LESSON 2: _____

Total _____

Grand Total _____

These two starter Bible lessons are intended to be an introduction to Bibletime. When completed they should be handed to the person who gave them to you or posted to the address shown.

- Please tick in the box if you would like to receive follow-on Bibletime lessons. Ask one of your parents or guardian/s to sign under your name and address at the front.
- Please tick here if you own a Bible.

TOTAL:

Return your lessons to: